

November 2007



The Prez's Corner - Don Bartick

Boy, did this month fly by. Seems like I just wrote this column. Will be heading out to the San Valeers 20th All Nostalgia Annual this Friday, November 2nd. Aside from my 1/2A Privy Boy I'll be taking a new A/B Privy Boy. The first test flight of the plane was a disaster. Rolled right in under power in less then 3 seconds. Should have paid attention to the thrust line. The wing was damaged, but repairable in 2 days. Good as new. Put some left and down thrust. Should solve the power pattern. Will report at the next meeting.

For those that weren't at the last meeting, Mike Pykelny showed up with our new polo style shirts. They're terrific. We voted to have the club subsidize part of the price for the shirts. Members can get them for \$10. Cost us \$18.50. So all of you out there in Orbiters land get your orders in to Mike.

We should also get a thank you out to Bob Beecroft for getting our website launched. He has done an outstanding job. Look at last months ET for details on getting to the site. This is a great place to publish your ideas and pictures of your favorite projects. There are many links to populate.

At our next meeting, we need to schedule the coming year's contest schedule. The Lost Hills FF Model Airfield Association that publishes the Western States Regional FF Contest Schedule asked that we get out inputs in by November 15th. I have already advised the association that Labor Day 2008 is open and that the Dual-clubs Annual is to be scheduled for September 27th & 28th, 2008. Also, we need to nominate officers for the coming year. Your president is getting a bit tired. So, I would appreciate someone to consider running for president.

That's all I have to say. Keep in mind that our monthly meetings are held the 2nd Friday of each month. Some business, lots of hangar talk, good show and tell, indoor flying and Venice Pizza. Bring your 8" HLG, A-6s and Show & Tell.

Happy Flying!

We've cleaned up the air, but polluted the soul. We've conquered the atom, but not our prejudice. We write more, but learn less. We plan more, but accomplish less. We've learned to rush, but not to wait. We build more computers to hold more information, to produce more copies than ever, but we communicate less and less.

(George Carlin)

PLANE CORN by Joe Cooralek



EVERY TIME JACK GETS A MAX-HE GIVES THE VICTORY SIGN —AND SHOOTS THE ONE FINGER BIRD SIGN AT THE THERMAL- WHEN HIS PLANE HITS THE SUPER DOWN SIDE —AND HITS THE GROUND AT HIS ACHING FEET!!

Nov 11 - Old Timer
HL / Catapult Glider
P-20

Dec 16 - Coupe (Festival)

* Non-Club Points Event
Otay Field Weather (619) 661-8297

Dues payable to *San Diego Orbiteers*,
Mail to Editor or Treasurer below:

Fudo Takagi
2168 Newton Ave.
San Diego, CA 92113-2211

ORBITEERS ON THE WEB

Check out the clubs new web site at:

www.SanDiegoOrbiteers.com

Your Web Master:

Bob Beecroft (Bob@TheAeroSmith.com)

OCTOBER 2007 MONTHLY - J.Hutchison

P-30 -

1) Don Bartick	330 secs
2) Bob Overcash	327
3) Larry Miller	322
4) John Hutchison	310
5) John Oldenkamp	282
6) Mark Chomyn	248
7) Mike Pykelny	219
8) Larry Bagalini	77

Weather was clear with all flight completed by 10:00 am, in anticipation of the Santa Anna winds, which came up at 11:00 am.

CD - J.Hutchison

- President
Don Bartick(760) 789-3773
- Vice President
Mike Pykelny(858) 748-6235
- Secretary
John Merill.....(619) 449-4047
- Treasurer
Fudo Takagi(619) 234-0074
- Field Marshal
Larry Bagalini(760) 788-1858
- Safety Officer
John Oldenkamp(619) 233-4837
- El Torbellino Editor
Howard Haupt(858) 272-5656

MEMBER EMAIL ADDRESS'S

- Allen fallen@san.rr.com
- Alling johnsair@aol.com
- Arroyo garroyo@asymtek.com
- Bagalini starlink_flitetech@ya
- Banks flylong@cox.net
- Bartick don_arline@4-warddesig
- Beecroft nffsflyer@roadrunner.c
- Booth ffltarch@cox.net
- Castillo..... paracaidistaslp@sbcglo
- Haupt haupt@worldnet.att.net
- Hobbs sidhobbs@cox.com
- Huckins (R) rhuckl@juno.com
- Hutchison johnhutchison1@cox.net
- Ives dbi4smssdg@aol.com
- Joseph pljoseph@sbcglobal.net
- Mansfield george_jr@sbcglobal.ne
- Martin martin1800@gmail.com
- Merrill johnrmerrill@yahoo.com
- Miller lmiller1@ureach.com
- Mueller fritzm2@juno.com
- Oldenkamp boxbldr@hotmail.com
- Phillips norman_phillips@msn.cc
- Primbs cprimbs@cox.net
- Pykelny mpykelny@dslextreme.cc
- Ray..... ralphray@earthlink.net
- Rioridan..... donaldriordan@msn.com
- Saba sa6831@toast.net
- Seamster seamster@cox.net
- Smith..... deserthiker2000@yahoo.
- Sullivan gesullivan5050@sbcglok
- Vanmatre nickv@cox.net
- Ward dward@irvineassociates
- Way artwayfly@aol.com
- Willis willisasoc@aol.com
- Yost cyost42747@aol.com
- Zachman zachmancapzac@cox.net

ORBITEERS YEARLY MEMBERSHIP DUES

Junior - \$10 Senior - \$15 Open - \$25
65+ - \$15 Family - \$30 Subc - \$15
Lifetime membership - \$250

THE FINE PRINT

El Torbellino is the official newsletter of the San Diego Orbiteer Academy of Model Aeronautics Charter Club (#1113) and a Calif not for profit corporation. This newsletter is sent monthly to paid members, selected exchange and magazine editors. Non-member may subscribe at \$15.00 per year within the U.S.A., offshore price will be adjusted to reflect the postage incurred. Materials from El Torbellino may be reproduced on an unlimited basis by other publications, but proper credit is requested.



President Don Bartick opened meeting at 7:16 PM, with ten members in attendance: Don Bartick, Howard Haupt, Mike Pykelny, John Oldenkamp, Harry Steinmetz, Larry M. Jerry Sullivan, Larry Bagalini, Don Riordan, & Sid Hobbs.

No guests or new members in attendance.

Treasury Report: Current balance of \$2,529.07, with a recent checks being issued for the web site, new club polo shirts, and Sept Issue of the El Torbellino.

Officer Reports:

* None

Events:

- * Weedwacker Aerosquadron will hold a scale contest on Saturday Nov. 10, 2007.
- * Results of Duel Club meet published in September issue of the El Torbellino.

Old Business:

- * Club polo shirts, with embroidered cloud logo, are here. Available to club members and non-club members for \$20, in colors of Red, Blue, and Gray.
- * Club decals trailed, B.Beecroft not present.
- * Club web site up and running, positive feedback from those who have taken a look. Thanks to B.Beecroft for putting this together and managing it for us. Content is needed club members to make it a great web site.
- * Red Bull air races were awesome, and looked inherently dangerous.
- * Discussion of the re-scheduling of the Duel Meet. Motion passed to schedule on the weekend of September. Next contest will be on September 27/28, 2008.
- * City of Boulder has introduced additional fees that could make the running of the Southwestern FAI Champs a no-go. B.Booth is on the problem with the city and will provide feedback to the club on the issue.
- * Future of Orbiteer Semi-Annual will be discussed at the November meeting. S.Hobbs indicated a willingness to CD the event in 2008.

New Business:

* None



Show and Tell:

- * Jerry S. - Formed Old Timer prop shown on a test run stand. Blades formed on a tap beer glass with a 15 degree tilt to the left. Showed how to cut a curved slot in the prop with a bent single edge razor blade.
 - * Sid H. - Showed a Geodetic fuselage for a 580 Sq.In. Galaxy. Discussion of ways to pressurize the fuel tank. Best bet is Clown Balloons or Floral Supply balloons.
 - * John O. - Displayed a new E36 plane with BMJR timer, can be flown as F1Q, with a suggested building time of 16 hours.
 - * Don R. - Showed a small motor with muffler purchased from Brodek of China.
- Meeting closed at 8:45 PM, with indoor flying in the lobby rotunda.

October 2007 Indoor Fun Fly:

A6 - Larry Miller	1:39
Larry Bagalini	1:06
Don Bartick	1:04
Don Riordan	:56
Howard Haupt	:34

Glider - Larry Miller :13 :12 - :25 secs
 Larry Bagalini testing

For the November Fun Fly the club will be having a Two-Bit A6 Challenge. Entry fee will be 25 Cents, with the high time for the evening taking the Two-Bit pot.

Pizza will be available from Venice Pizza House at our meeting this month. Bring your favorite drink, as well as a \$2.00 for each slice of your favorite pizza. Plates, paper towels, plastic utensils, extra ground pepper, and a trash receptacle will be provided.

- Scoop

CLOGGED AEROSOL CANS?

The manufacturer recommends inverting the aerosol can and pressing the tip until the paint stops flowing and only propellant comes out.

Sometimes that works and sometimes it doesn't, and it wastes a lot of paint.

Here's another method: After spraying, pull the tip off the spray can and press it into the top of a WD-40 spray can and give it a little squirt. The WD-40 sprays the paint out of the tip and leaves it ready for the next job. Replace the tip on the aerosol can carefully to avoid ejecting more paint into the tip. Before using the paint in the future, give it a squirt first to clear the tip of any WD-40.

From 'The Cam Journal'
 Central Arizona Modelers Inc.
 M.Hinton / Editor


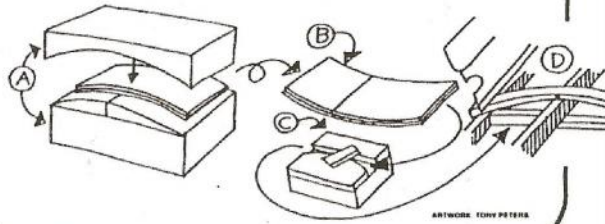
Curved, sliced ribs:

For several years I have been making curved, sliced ribs. My method is similar to JorZak's and was described previously in FLYING MODELS. Here it is again:

A) Laminate two well-soaked sheets of 1/2-inch balsa using white glue. Lay the sheets on a carved airfoil form with the grain running in the chord direction.

B & C) Make a slicing device as shown and pass the laminated and formed sheets through to cut out individual ribs.

D) Cement ribs to L.E. and T.E. over wing spar.





FIRST WEEDWACKER AEROSQUADRON
CACTUS PARK, LAKESIDE, CA

VETERANS DAY WARBIRD FLY-IN

Events:
Military & Civilian Flying
Scale

SATURDAY NOV. 10, 2007

Static Scale

10\$ Pilot Registration, Lunch, and Flying Fees
Please bring your AMA Membership Card

Lunch \$4.00 per person, includes drinks

In case of rain, the event will be held Nov 17, 2007

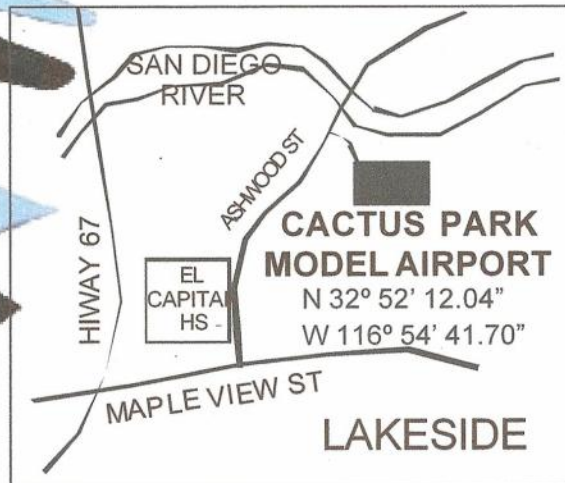
The field has strict noise limits of 96 dB at 3 meters.

Awards / Prizes / Demonstration Flights / Raffle

Pilot Registration 8:30 AM, Flying 9:00 AM to 1:00 PM



For Information Call:
Don Madison (619) 296-1510
Fred Miller (619) 582-9826



John Oldenkamp and E36 model

Don Bartick and Privy Boy model



John O. on E36 launch




Don B. on Privy Boy launch

OCTOBER 2007 - OTAY FIELD - Photos by Mike Jester



John O. E36 coming at you



Harry Steinmetz winding up

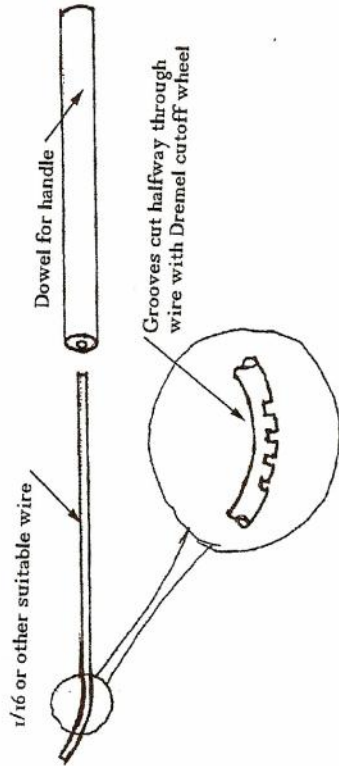
Balsa Grooving Tool

by

Jerry Sullivan

I recently wanted to cover the plain 'ol wire landing gear on my Power Scale SE5a with balsa to gain a few more scale points. In the past I have used 4 pieces of balsa to make a little box around the wire. For this try I figured that two pieces of balsa with a groove in each would do the job. I did have a miniature round wood rasp which did the trick. However, to assist other modelers that might not have such a tool, I wanted to give them a way to do it. I took a 1/16 inch diameter wire and bent one end into a gentle curve. Using a cutoff wheel in my Dremel, I made a few notches in the outside of the curve. I drilled a hole in the end of a dowel as a handle, and CyA'd the wire into the handle. Using a straight edge on my work piece, a few quick strokes makes a dandy groove. You will have to clean out the grooves occasionally. Repeating on the other work piece gave me a pair that could be glued around the wire. Use of CyA will hold the balsa leggings to the wire.

Bob Beecroft from the Orbiteers said that I had made a Riffler file.



Stolen from: Scale Staffel Newsletter - G. Sullivan/Editor



MOHAWK "PINTO I" 60-h.p. radial engine. One of the first low-wing personal planes to appear in the U.S.A.

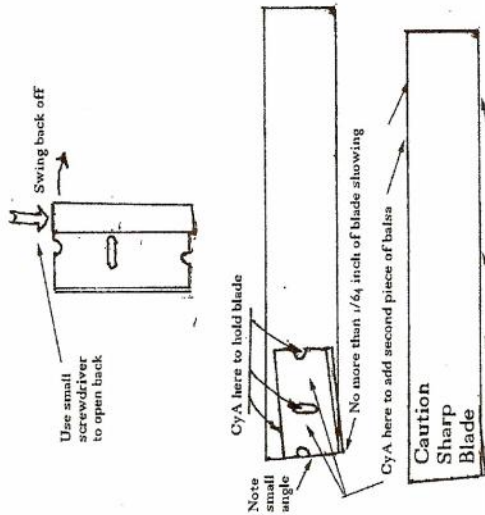
Inexpensive Tissue Trimmer

by

Jerry Sullivan

I sometimes (no, all the time) have trouble trimming the wing or fuselage tissue to get a nice straight fold over to lock the tissue to the model. I have tried to use the commercial trimmers, but they were made for big models generally covered with Monokote. I have tried to cut the tissue using a razor blade spaced from the model with a stick of balsa. This kind of works, but needs more hands than the two with which it was issued. The following is an easy to make tool that I dreamed up which works quite well.

- 1) Remove the back from a single edge razor blade. Use a small flat blade screwdriver to open one end and then just swing it off.
- 2) Use CyA to glue the blade to one end of a piece of 1 x 6 inch balsa as shown. The thickness should match the size of the longeron/stringers. Use 1/16 for small models, 3/32 or 1/8 for larger. Just a couple of drops of CyA will hold it.
- 3) Put a couple of drops of CyA on the blade and drop another piece of 1 x 6 inch balsa of the same thickness on the assembly. Put CyA along the joint keeping it away from the exposed blade. Harden the very tip of the tool with CyA.
- 4) MARK THE TOOL WITH A WARNING LABEL THAT THE BLADE IS SHARP.
- 5) Trim the tissue with the edge to be cut on a trimming pad. I use my old Model Aviation magazines. (I finally found a use for them.) Rock the fuselage as you go along so that the actual cutting area is supported. You can tip up the trailing edge of a wing while cutting the leading edge.





WHAT'S HAPPENING

NOVEMBER 2007

- Nov 1 - Scale Staffel meeting for Hanger Flying, San Carlos, 7:30 pm.
- Nov 4 - Indoor Flying, Grossmont College, 9:00 to 12:00 am.
- Nov 9 - **Orbiteer Monthly meeting at S.D. City Serv. Cntr. @ Scripp's Ranch,**
11885 Cypress Canyon Road, Meeting starts at 7:00 pm,
Indoor Fun Fly featuring A-6 & Gliders up to 8" follows the meeting.
- Nov 11 - **Orbiteer Monthly, Otay Mesa, 8:00 am.**
Non-Power: **Old Timer & Catapult Glider & P-20** Power: All Classes
- Nov 16 - Scale Staffel Indoor Fun Fly, San Carlos Rec. Cntr., 6:45 pm.

Local Field Weather: (619) 661-8297
