

EL TORBELLINO

NEWSLETTER OF SAN DIEGO ORBITEERS FREE FLIGHT CLUB

APRIL 2010



The Prez's Corner - Don Bartick

This last month sure went by fast. Not much to comment on with the exception that I was asked to be the Event Captain for the state level competition of the Science Olympiad Wright Stuff. It will be held in Placentia, CA. on April 10th. It is near Fullerton for those who don't know where Placentia is located, such as me. Should be less stressful than the Regional event. Only 24 teams are participating. As such, I won't be hanging around after our meeting Friday.

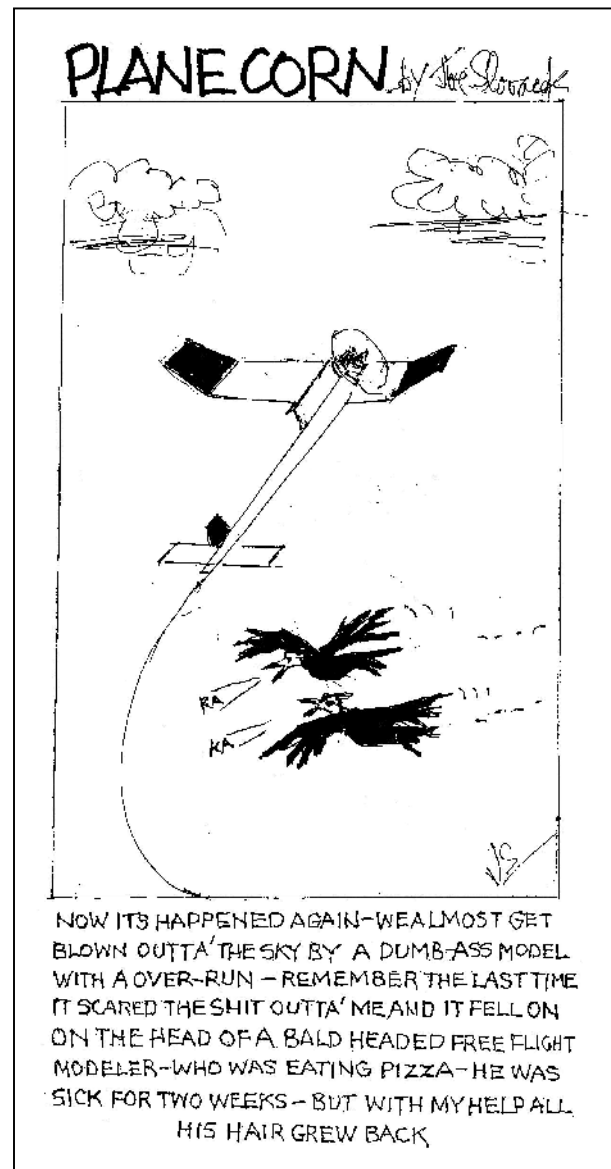
The contest season is well underway. This month Arline and I are going to the San Valeers, SCAMPS & SCIFS joint contest at Lost Hills on April 17th/18th. Always a good meet with tons of merchandise for awards. Then a month later our Dual-clubs FF Bonanza will be held. Everything is pretty much in order for the event. Our flyer has been posted on all the recognized websites. Larry Miller passed out 30 flyers at the SCAMPS/Taibi Annual held at the end of last month. BTW, Larry Miller will be our Contest Director for the Dual-clubs contest. He stepped up when Larry Bagalini ran into a conflict that will keep him away from the contest that weekend. Thank you Larry. My good friend Gus Sundberg again made arrangements for ice cream for the noontime ice cream social. He found another source in Lost Hills that will acquire the bulk ice cream and hold it for us. Our tradition continues on.

I finally got around to building a new Mulvihill. This one is a scaled down version of the one I designed many years ago and had much success with over the years. Smaller sized Mulvihills are now in vogue. Mine is 166 sq. inches. Slightly smaller than coupe size. The model came in at just under 90 grams. It is outfitted with coupe size blades and I'll try 30 grams of rubber to start. Plan to bring the plane to Show & Tell at our next meeting.

I was asked by Larry Bagalini for the club to rethink the chase vehicle issue. His physical condition with having a knee replacement recently would preclude him from participating at our monthlies unless he was able to use his quad to reach his downed plane. He is proposing that chase vehicles be allowed to go off the trails once you are at the

closes point to your downed aircraft. Give it some thought and we'll discuss at the next meeting.

This is a wrap for now. See you at the next club meeting. Bring something to show and tell and bring something to fly.



2010 ORBITEER FLYING SCHEDULE

- Apr 11 - P-30 (Festival)
Power, P-20, HLG & CLG
- Apr 25 - Scale Staffel FAC Scale Contest* (1 aof 3)
- May 2 - Phantom Flash Contest @ Grossmont
- May 15/16 Dual Clubs FF Bonanza, Lost Hills CA
- Rotation skipped: (Old Timer Rubber Stick "Small")
- June 20 - Coupe
Power, P-20, HLG & CLG
- June 27 - Scale Staffel FAC Scale Contest* (2 or 3)
- July 4 - Walt Mooney Memorial Scale Contest
- July 18 - P-30
Power, P-20, HLG & CLG
- Aug 22 - Old Timer Rubber Stick (Small)
Power, P-20, HLG & CLG
- Sept 19 - Coupe
Power, P-20, HLG & CLG
- Oct 17 - P-30
Power, P-20, HLG & CLG
- Oct 30/31 SW FAI Champs*, Boulder City NV
- Nov 7 - Scale Staffel FAC Scale Contest* (3 or 3)
- Nov 21 - Old Time Rubber Stick (Small)
Power, P-20, HLG & CLG
- Dec 19 - Coupe (Festival)
Power, P-20, HLG & CLG

* Non-Club Points Event
Otay Field Weather (619) 661-8297

2010 OFFICERS

President
Don Bartick (760) 789-3773

Vice President
Larry Miller (858) 292-1434

Secretary
John Merrill..... (619) 449-4047

Treasurer
Howard Haupt (858) 272-5656
Fudo Takagi "Treasurer Emeritus"

Safety Officer & Field Marshall
John Oldenkamp (619) 233-4837

Competition Director
Larry Miller (858) 292-1434

El Torbellino Editor
Howard Haupt (858) 272-5656

MEMBER EMAIL ADDRESS 's

Alling johnsair@aol.com
Arroyo garroyo@asymtek.com
Bagalini starlink.flitetech@yahoo.com
Banks flylong@cox.net
Bartick dbartick@4-warddesign.com
Beecroft bob@theaerosmith.com
Booth booth@boothsuarez.com
Castillo delcas45@aol.com
Chomyn chomyn@roadrunner.com
Haupt hlhaupt1033@att.net
Hobbs sidhobbs@cox.com
Hutchison johnhutchison1@cox.net
Joseph pljoseph@sbcglobal.net
Keck kandwfm@aol.com
Langdon rlangdon289@cox.net
Love plove@san.rr.com
Mansfield george_jr@sbcglobal.net
Merrill johnrmerrill@yahoo.com
McFarland andy_mcfaland@hotmail.com
Miller lmiller1@ureach.com
Musick musickml@comcast.net
Oldenkamp boxbldr@hotmail.com
Overcash robertovercash@cox.net
Peck-Miller sandyshm@aol.com
Phillips norman_phillips@msn.com
Piserchio piserchi@mail.sdsu.edu
Primbs cprimbs@cox.net
Pykelny mpykelny@dslextreme.com
Ray ralphray@earthlink.net
Rioridan donaldriordan@msn.com
Roush beroush@charter.net
Saba sa6831@toast.net
Seamster seamster@cox.net
Steinmetz hls7777@cox.net
Weissenberger kathleen_theobald@yahoo.com
Willis willisasoc@aol.com
Yost cyost42747@aol.com
Zachman zachmancapzac@cox.com

ORBITEERS YEARLY MEMBERSHIP DUES

Junior - \$10 Senior - \$15 Open - \$25
65+ - \$15 Family - \$30 Subc - \$15
Lifetime membership - \$250

Submit dues to club treasurer:

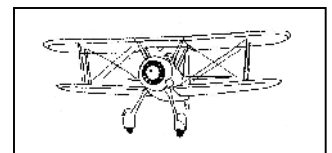
Howard Haupt
3860 Ecochee Ave
San Diego, CA 92117-4622

THE FINE PRINT

El Torbellino is the official newsletter of the San Diego Orbiteers, an Academy of Model Aeronautics Charter Club (#1113) and a California not for profit corporation. This newsletter is sent monthly to all paid members, selected exchange and magazine editors. Non-members may subscribe at \$15.00 per year within the U.S.A., offshore price will be adjusted to reflect the postage incurred. Materials from El Torbellino may be reproduced on an unlimited basis by other publications, but proper credit is requested.

ORBITEER WEB SITE

www.SanDiegoOrbiteers.com



MARCH MEETING MINUTES - H.Haupt

Meeting called to order @ 7:13 pm on March 12, 2010 with (10) members present.

Minutes of last meeting accepted as published in the El Torbellino. Treasurers report was referenced in the last issue of the El Torbellino.

Officers Reports:

Porta Potty serviced, with the bill yet to be received for payment.

Discussion of Monthly Contest rule were the event will be postponed only once. Along those line, Arline Bartick has agreed to research minutes from several past years to document any club rulings that need to be entered in the "Field Contest Book".

Contest Reports:

Science Decathlon held at Grossmont College had a strong turn out.

May 2nd, will be the Phantom Flash Contest at Grossmont.

Old Business:

Events for after meeting flying tabled until next meeting.

Dual Club Contest is being advertized.

New Business:

Free Flight Champs donation of \$100 was approved by voice and hand vote.

Discussion of adding Indoor flying points to the Orbiteer of the year award. To be studied and formulated in the balance of 2010 and officially proposed late in the year for inclusion in the 2011 flying program.

Info shared on the April indoor flying at the Tustin Blimp hangers.

Show and Tell:

L.Miller – Gollywock folding prop
Mini-Pearl / Electric

J.Oldenkamp - Electric flyer for \$50 / Small field plane for Otay, a smaller version of the current Joule Box design.

MARCH MONTHLY - J.Oldenkamp

Truly trying tangle of tall weed cover, hidden ruts and strong drift as yet another Santa Anna (high pressure system) was incoming. One Coupe (Pykelny) OOS Mexico, along with his tracker transmitter and one of the new-fangled electronic timers on board. Plus a Russian prop unit up front.

Sparse attendance. No winners present at prize-giving, so by rule, the treasury is benefactor.

Coupe De'Hiver: 5 x 120sec

1. John Oldenkamp	IceBox 41	514s
2. Larry Miller	Mod. Burdov	267
3. Mike Pykelny	IceBox 45	188

Power: 3 x 120sec

1. Larry Miller	ePearl 350	360
2. John Oldenkamp	LuckE LinDE	325
3. Don Bartick	Privy Boy Nos	220
4. Mike Pykelny	eMarval 270	69

P-20: 3 x 90sec

1. John Oldenkamp	Air Sharkie	139
2. Larry Miller	Orginial	91

CLG/HLG: 3 x 120sec

1. Larry Miller	Sweepette Clg	107
2. John Oldenkamp	Smith 12"	23

April contest will feature P-30. Foxtails likely at the ready by then.

CD: J.Oldlenkamp

MOTEL 6 DISCOUNT - M.Pykelny

Motel 6 has offered AMA and SAM a 10% discount

When booking use corporate plus numbers-
AMA CP540176 or SAM CP545917

www.motel6.com 800-671-2089

MP



ON THE LIGHTER SIDE - H.Haupt

A hardy few took to the air following the meeting in March. The results follow.

Remember to mark your calendar for the May 2nd Phantom Flash contest at Grossmont College. Starts at 9:00 am in the gymnastics gym.

Pizza will be available from Venice Pizza House at our meeting this month. Bring your favorite drink, as well as some money to cover your \$2.00 per slice charge for your favorite pizza. Plates, paper towels, plastic utensils, and trash receptacle will be provided.

Mar 12TH Indoor Flying

- 1.) H.Haupt Butterfly 1:30
- 2.) L.Miller A-6 1:05
- 3.) D.Bartick A-6 1:04

MONEY MATTERS - H.Haupt

Income:

Dues (3)	45.00
Art Way Auction (Close out)	18.03

	\$ 63.03

Expenses:

March Newsletter	11.74
USFF Champs Raffle Prize	
Donation	100.00

	\$ 111.74

Current Balance \$1,645.86



Carve Yourself a Balsa Pilot

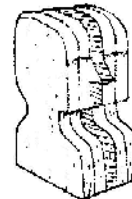
You don't have to be a sculptor to use this simple six-step formula to achieve realistic-looking pilots. And you'll get brownie points from some of the scale judges.

(Enlarge or reduce these drawings for different scale pilots. You can substitute blue foam for balsa.)



Step 1

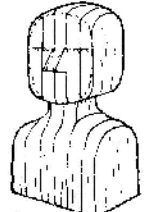
Step 1: Cut this center template out of 1/4-inch or 1/8-inch balsa or scrap. Note: Only this center section has the nose.



Step 2

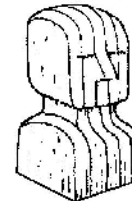
Step 2: All other laminates must conform to the center shape. Start sanding to match.

Step 3: Cut underside of pilot head to begin to approximate neck width.



Step 3

Step 4: Using finished pilot in Step 6 as a guide, draw outline of face and head on flat face in Step 4.



Step 4

Step 5: Continue sanding to finish head, neck, and shoulders. Add laminates to achieve full shoulder width. Match drawing in Step 6. Thin nose slightly if using 1/8-inch sheet.

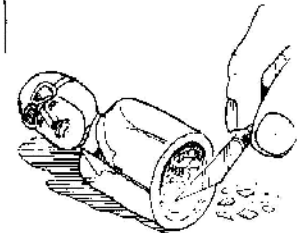


Step 5


Step 6: Paint finished pilot. Paint on goggles or cut out of bond paper and glue on. Flesh tone comes readily mixed in watercolor tubes at your local art store. Detail lines in dark brown. Hollow-out base of pilot for lightness.



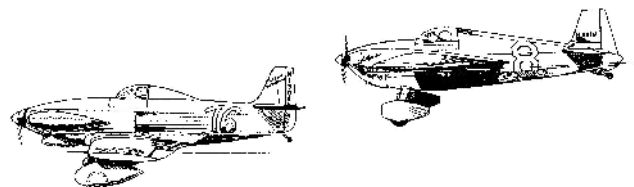
Step 6



Use same formula for Jet Pilot or antique flier. →



AMA INSIDER | SEPTEMBER 2008



This is an oldie Tip I wrote for the NFFS Digest years ago and answers builders questions on "double covering" It Nostalgia Still useful here in 2010 and yes, years to come. Try it, you'll like it's added strength vs weight!

Warp-Free Surfaces Made Easy... The Old Fashioned Way!!!

By Ralph Prey, Nostalgia Contributing Editor

Much has been written in newsletters and magazines about the use of the plastic coverings vs silk and tissue on wings and stabilizers.

Yes, you can use the plastic coverings on Nostalgia models.

But please don't ask if it's OK to use carbon fiber roving glued to the top surface in geodetic pattern to stiffen the wing in torsion. Or if it is OK to add geodetic braces so long as it doesn't touch the upper and lower surfaces of the covering.

I'm told some have done this, and naively the CD let it go for reasons best known to himself. A classic example is the use of Micafilm on a Top Banana wing. Some experienced flyers seem to get away with it in their trimming techniques, and are careful to keep the nose up high when they launch.

But for most of us, it is tempting fate to use the plastic coverings which will invariably result in wing twist under power. Then the inevitable nose down, speed, speed build up and flutter, ending in a crash.

Silk & Tissue My answer to all of the above is simple. Do what the original designer did... use either silk or tissue. Only this time double cover the wing with tissue.

Yes, you read correctly... double cover with tissue. Not only will this second tissue cover give you a tremendous increase in torsion rigidity, it will greatly add to the puncture resistance of the covering.

As for weight, the second tissue cover adds very little. Besides, the majority of the weight is forward of the CG which will help shorten the nose moment which will give a better transition...another plus

What's even more significant, the second tissue cover will lock in any wash-in that you build into the right wing. And it will also help in trimming the model because you will not be fighting a constantly changing plastic tautness due to the heat of the day.

Once trimmed, it will be set for good, and you can fly official flights without having to re-trim for the days weather conditions. Also...the CD will OK your model with no questions asked.

You'll be 100% in compliance with not only the printed Nostalgia rules, but also the intent and concept of the Nostalgia event. You'll save the NFFS Nostalgia Committee reps answering questions which you already knew were in the grey area, and anticipated a "No go" before asking the question.

One tip on double covering if you have never done it:

Cover as usual with the first coat of tissue. Then dope two thin coats of nitrate thinned 50% with thinner of the same brand. Then apply the second tissue cover to only the leading and trailing edges and root rib and tip or dihedral rib. Then water shrink the second tissue cover using a very fine mist. Don't overkill with water.

When the second tissue coat dries, apply thinner very carefully only to the open tissue areas. Use very sparingly, with a flat sided, one inch hair-type brush. If you are careful, the thinner will wick the second cover onto the doped first cover with no air pockets.

If you have an under-cambered wing again, do not apply the thinner to the rib/tissue glued area. Why? Because like the leading and

trailing edges, the thinner can soften the glued area and cause a slackening of the second tissue resulting in a wrinkle.

Once the second tissue cover has been doped to the first tissue, covered with the 100% thinner, and is thoroughly dry, you can continue doping the covering using nitrate dope thinned 40% for several coats, followed up with two coats of Butyrate to fuel proof.


This method will stiffen up a Banana wing or a Ramrod wing like nothing else you've ever tried, including geodetic, D-tube, sheeted you name it "No go's".

(Credit for the double covering method must be given to Jack Moreland, of Jack's Models, kit manufacturer of the Satellite series models.

He has used this method for 25 years on his Ramrods and all his AMA Satellites with no wing flutter problems. He is careful in picking the balsa wood to compensate for the slightly added weight of the second tissue cover and still weigh equal to a single covered model. Proof it works are the trophies he wins!)

Moral of the story...don't argue with success and hey, let's face it, tampering gimmicks as I call it, with construction changes result in more problems than they are worth. Go use 'em in your AMA models, but don't even think about it on a Nostalgia model.

The key work in Nostalgia is to recreate the design, and not re-design the design. Do that and we'll all have more fun flying 'em.



FAC Squadron 41
 Contest Schedule 2010
 WWI, II Combat & Racing Series

Dates:

- Sunday, April 25, 2010, Otay Mesa, 7:00 am-noon
- Sunday, June 27, 2010, Otay Mesa, 7:00 am - noon
- Sunday, November 7, 2009, Otay Mesa, 7:00 am - noon



Events (all events follow FAC rules):

1. FAC Rubber Scale: Hand Launch
2. FAC Power Scale: Hand Launch
3. FAC Embryo Endurance: ROG
4. FAC 2-Bit(+1) Rubber: Hand Launch
5. Jimmie Allen: Hand Launch

Plus These Mass Launch Events:

6. World War I Combat: Wind at 0845, Launch at 0850
7. World War II Combat: Wind at 0945, Launch at 0950
8. Greve/Thompson Race: Wind at 1045, Launch at 1050



Special ROW Event on Nov. 7 only:

Any Power, Any Scale, best of 3 (>20 sec) flights, 120 sec max.

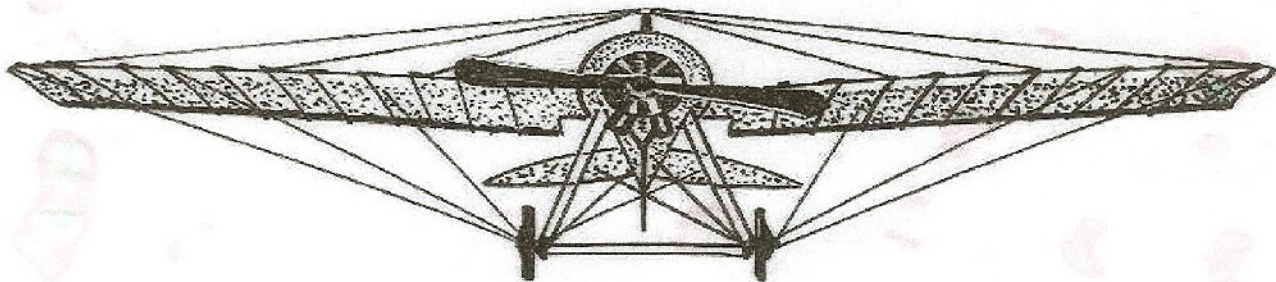
- Prizes:** - All events - Awards for first to third place
 - Merchandise raffle for all flyers

Contest Director (Pilots meeting at 0815 on contest day)

George Mansfield
 5543 Barkla St.
 San Diego, CA 92122
 Email: george_jr@sbcglobal.net

*we welcome input from all pilots e-mail me at
 robertovercash@cox.net so our event will be great!*

Lunch: Brown Field, "Landing Strip Bar/ Café" after contest.
 Drive west on Route 905, turn right at Cactus Road into airport.



DUAL CLUBS FREE FLIGHT BONANZA

A National Cup Event

**SAN DIEGO ORBITEERS 52nd ANNUAL - CLASS AA, CATEGORY 2
SPONSOR OF AMA, CLASSIC & MINI FAI EVENTS**

*

**FRESNO GAS MODEL CLUB 71st ANNUAL - CLASS AA, CATEGORY 2
SPONSOR OF NOSTALGIA, TEXACO & OLD TIME EVENTS**

*** MAY 15th & 16th 2010 ***

*** LOST HILLS, CA ***

<i>SATURDAY ONLY</i> 7 AM - NOON, 1 - 5 PM LUNCH BREAK W/ ICE CREAM SOCIAL	<i>EITHER DAY</i> MUST FINISH EVENT THE SAME DAY		<i>SUNDAY ONLY</i> 7 AM - 3 PM
½ A GAS (1) C/D GAS P-30 (1) F1Q (ELECTRIC) VINTAGE FAI POWER CATAPULT GLIDER (1) ½ A TEXACO DAWN P-30 NIGHT GAS (COMBINED)	SMALL OT RUBBER STICK SMALL OT RUBBER CABIN LARGE OT RUBBER STICK LARGE OT RUBBER CABIN ¼ A NOSTALGIA ½ A NOSTALGIA A NOSTALGIA B NOSTALGIA C NOSTALGIA ½ A COUNTRY BOY	EARLY ½ A NOS. .020 REPLICA A PYLON B-C PYLON A FUSELAGE B-C FUSELAGE RUB/WAKEFIELD NOS CLASSIC TOWLINE ½ A CLASSIC POWER DAKOTO	FIJ (POWER) FIG (COUPE) F1H (TOWLINE) A GAS B GAS HAND LAUNCH GLIDER (1) FULL SIZE TEXACO MULVIHILL DAWN MULVIHILL

(1) Junior & Senior/Open Event

See Special Instructions on backside

**** AN ORBITEER TRADITION LIVES ON ****

JOIN US FOR SATURDAY ICE CREAM SUNDAE SOCIAL ON US (NOON - 1 PM)

AWARDS FOR FIRST 3 PLACES (except as noted)

**Ceremonies at: 5:15 PM Saturday
3:15 PM Sunday**

\$20 REGISTRATION Sr. & Open / \$2 Jr

**\$5 per Event Sr. & Open / \$1 Junior -
Optional: \$40 for Registration & Unlimited
Events**

For Information Contact:

Larry Bagalini, CD-Orbiteers
15423 Barona Mesa Way
Ramona, CA 92065
(H) 760-788-1858
(E) starlink_flitetech@yahoo.com

John Oldenkamp, ACD-Orbiteers (FAI)
1625 Fern St.
San Diego, CA 92102
(H) 619-233-4837
(E) boxbldr@hotmail.com

Bill Booth, Sr., CD-Fresno GMC
2937 E. San Gabriel
Fresno, CA, 93726
(H) 559-227-7217
(E) wpbsam@comcast.net

LOST HILLS MODEL AIRFIELD ASSOCIATION CARD REQUIRED (\$20 AT FIELD TO JOIN)

******* BE THERE *******

Also on the field . . .

◆ JAY SLOAN'S FINE DINING HALL ALL WEEKEND ◆

SPECIAL INSTRUCTIONS

SATURDAY NOON to 1 PM LUNCH BREAK & SUNDAE SOCIAL

The contest will be suspended for 1 hour for lunch and the San Diego Orbiters famous ice cream social. This is a great time to relax, cool off, have lunch and enjoy the ice cream sundaes. We will provide ice cream, & sundae fixings, napkins, plates and plastic ware.

PRIZE DRAWING

The Fresno GMC once again has collected an enormous amount of model stuff for their drawing. For each event entered that is sponsored by them, the contestant will receive a drawing ticket. The more events entered, the better your chances. Drawing to be held right after Sunday's award ceremony.

HAND LAUNCH GLIDER & CATAPULT GLIDER

Hand Launch Glider & Catapult Glider will to be launched from an established glider pen on the field. Max's are 120 seconds and all flights count.

NIGHT GAS FLYING

All engine classes combined. Event window between Dark – 10pm. Engine runs in accordance with aircraft classification; i.e., AMA or Nostalgia for Cat II.

DAKOTA

Target time 45 seconds. Score based on differential of actual flight time to target time. Least score of 3 flights combined.

½ A COUNTRY BOY

Nostalgia qualified ½ A engines or .049/.051 Cox TD. Nostalgia engine runs apply.

FAI EVENTS

F1Q – Five rounds. Round 1 starts at 8:00 AM. 15sec motor run, 180sec max. Fly-off in ½ hour rounds starting at 1:00 PM. 15min rounds in sequence. 15 min between end of round and beginning of next one. 180sec max for all fly-off rounds. Motor run reduces by 5sec each fly-off round starting with fly-off round 1 with a 10sec motor run. Fly-off rounds may be compressed by consensus of the participants and the CD.

F1G, F1H & F1J: First five (5) flights must be flown between 7:00 – 12:00 AM. 120sec max. Fly-off in ½ hour rounds starting at 1:00 PM. 15min rounds in sequence. 15min between end of round and beginning of next one. Fly-off round max: 1st 150sec, 2nd 180sec, 3rd 210sec, 4th 240sec, 5th 300sec, 6th 360sec and so on. Fly off rounds may be compressed by consensus of the participants and the CD.

VINTAGE FAI POWER

For rules, please go to this website: <http://faipower.com/vintage-fai-power.htm>. A copy of the rules will be available at the CD's table.

DAWN P-30

Saturday morning 7:15 AM exactly, mass launch from glider pen, one flight, no max, winner's plane may be processed.

DAWN MULVIHILL (Timer can ride with contestant)

Sunday morning 7:00 – 7:20 AM launch window, one flight, no max.

TEXACO (Timer can ride with contestant)

1/2A Texaco: Saturday 7:00-10:00 AM launch window, 8cc fuel; Full Size Texaco: Sunday 6:00-10:00 AM launch window, 1/4oz per pound – max 1.75oz fuel.

NOSTALGIA EVENTS

CATEGORY 2	1 st 3 Flights	Flyoffs	Max. Duration
Hand Launch	12 seconds	8 seconds	180 seconds
VTO	15 seconds	11 seconds	180 seconds

SAN DIEGO ORBITEERS

Howard Haupt / Editor

3860 Ecochee Avenue

San Diego, CA 92117-4622



WHAT'S HAPPENING

APRIL 2010

Apr 9 - **Orbiteer Monthly meeting at S.D. City Serv. Cntr. @ Scripp's Ranch,**
11885 Cypress Canyon Road, Meeting starts at 7:00 pm.
Indoor Fun Fly featuring A-6 & Gliders up to 8" follows the meeting.

Apr 11 - **Orbiteers Monthly, Otay Mesa, 8:00 am.**
Non-power: **P-30** Power: **All Classes**
Other Classes: **P-20, HLG & CLG**

Apr 25 - Scale Staffel Contest, 1 of 3, Otay Mesa, 7:00 am, Contest flyer enclosed.

May 2 - Phantom Flash Contest, Grossmont College, 9:00 am.

May 15/16 Dual Clubs FF Bonanza, Lost Hills CA
San Diego Orbiteers 52nd Annual, See enclosed contest announcement.

Local Field Weather: (619) 661-8297
