

EL TORBELLINO

NEWSLETTER OF SAN DIEGO ORBITEERS FREE FLIGHT CLUB



DECEMBER 2022

Chairman's Corner – Mark Chomyn

Hope you all had a very happy Thanksgiving. If you're like me, you found that you excelled in packing in the calories. As they say, "It only comes around once a year so why not enjoy yourself". Same with Christmas. As we head toward the end of the year, I'm reminded of Christmases past. Staring in the hobby shop and hardware store windows at the toys and models that I hoped to get. I don't know about you, but I don't think that today's merchandisers have the same motivation for staging an interesting window display. Our big box stores don't seem to lend themselves to the kind of displays I remember as a kid.

There's a cartoon section (we used to call it the funny papers) in the Union Tribune with a cartoon that is called "Pluggger". A pluggger is, for want of a better term, an old fogey. If you happen to fall into that age bracket, you may remember what a real hobby shop used to look like. Kind of like the picture to the right with shelves stocked with kits from all manufacturers and a glass display case that was typically filed with motors, gas race cars and some of the latest and greatest airplane kits, think Top Flite Nobler, Veco Thunderbird, Veco Dakota and the amazing Berkeley ducted-fan, Douglas Skyray ("From out of the Future"). Do any of you remember seeing any one of the Berkley ducted



fan models fly either free flight or control line back in the late 1950's or early 1960's? I never did but would have been in total awe of the skill of the builder/flyer who could do that. And of course, we can't forget all the ready to fly "rock on a string" plastic u-controls that looked great but often disappointed us with their performance or rather lack of it. Best of the ready to fly planes was the non-plastic AJ Firebaby. Easy to assemble and with a decent Cox Baby Bee a blast to fly. Nothing like getting dizzy on a flight with full tank of glow fuel. Oh, and if you're curious, the photo of the old time hobby shop is from an exhibit in the AMA museum.

Getting back to the present, our final outdoor event of the year will be December 18 from 8AM to 11:30 AM. It will be a "make-up" event. The event category will be determined based on the number of contests we've had for our featured monthly events (P-30, Coupe and Old Time/Nostalgia). If we find that we have an event that is underrepresented (missing a round) in those categories, we will fly that event. We're doing this to keep the points count as evenly balanced as we can and give flyers an equal opportunity at winning year end awards. So, keep your eye out for an announcement in El Torbellino or an email from our Contest Coordinator, Mike Pykelny, on what the make-up event will be.

Moving toward the New Year it's that time when we think (or not) about New Year's Resolutions. I prefer not to formulate any "new" resolutions as I have an excellent backlog of unimplemented resolutions from past years that I can draw from. One resolution I always try to keep is the resolution to "build something different". You know something that typically doesn't routinely show

up on the field. This year, now that I've gotten over my "anything but a Gollywock" compulsion for Old Time Rubber (my thanks to Ace Whitman for the Albatross), my focus is on building a 54-inch wingspan Comet Taylorcraft. I intend to build it per plan and that means opening doors, operable rudder, operable stabilizer and operable ailerons. With all those operable features, trimming should be a breeze. Right? I'm thinking an orange fuselage and rudder with yellow wings and stab. I can see it now, beautiful. Doesn't matter if it can't max-out, just getting it to fly would be rewarding. When it does fly, I'm betting it might be the only 54-inch span Comet Taylorcraft on the field. That is, unless you build yours.

We're heading towards January 2023 and ready to hold our first annual banquet in two years. Keep your eyes open for an announcement in the EI Torbellino or by email on the date and time for the event. Great food will be served, awards will be handed out and our world class raffle will be held. Don't forget to rummage through your modeling items and see if there's anything that is new or gently used that you might want to donate to the raffle. I plan on bringing a couple of items myself.

Happy Holidays One and All!

Mark

"And if you're one of those slackers that doesn't have a hobby, then you are suffering from some kind of moral weakness or failing."

Steven M. Geller, author of Hobbies: Leisure and the Culture of Work in America

FROM THE WORKBENCH - John Merrill

Greetings and Happy Holidays!

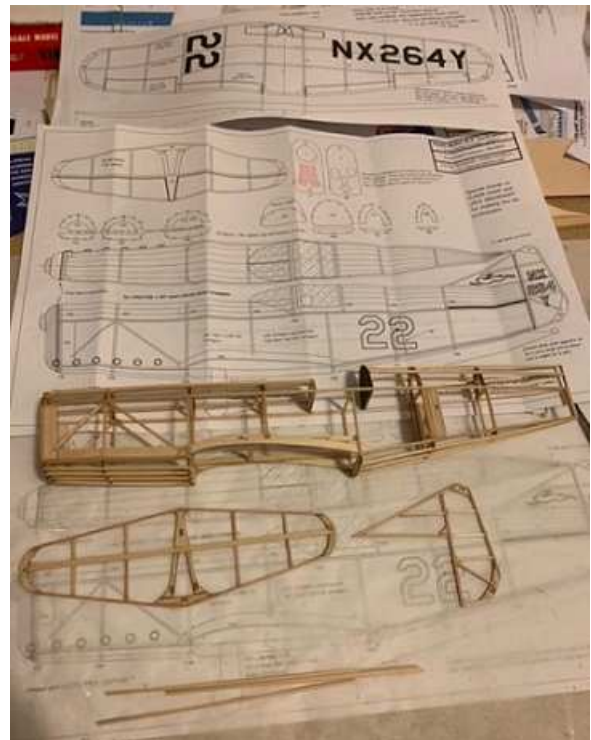
I've been somewhat slowly building this 1930's racing plane called the Keith Rider R-5 "Jackrabbit", the original came in 4th place in the 1938 Greve Trophy race.

It came as a short kit from Volare Products, and was designed by Tom Nallen, well known in the FAC world.

I'm hoping to fly it in a FAC contest sometime in 2023, hopefully one run by Scale Staffel.

So far, the fuselage is mostly framed up, just a few upper aft stringers to go. Horizontal and vertical stab is done, wings and nose plug is next, as well as the canopy details. Maybe a few more weeks or so.

So, what's on your workbench?




Keith Rider R-5 "Jackrabbit"

Tying Rubber Motors

By Mike Jester

A rubber motor for an outdoor model is typically made up of one or more loops of a selected width of rubber, e.g., 1/8-inch. In making up a rubber motor you typically pay out a segment of rubber of the desired width onto a scale and cut it so that it weighs close to your target weight. Many people then tie a pair of square knots using the ends of the segments, and cut off the tails. Sometimes they place a drop of CA glue onto the knot. If the rubber motor has an even number of loops, you can fold the one single large loop into 2X, 4X, 6X, 12X, etc. motors. Making up rubber motors with other numbers of loops usually requires the use of a rubber motor jig. I showed how to make a simple rubber motor jig in the August 2022 edition of this newsletter.

In 2011 I met Bill Gowen at one of the Tustin blimp hangars in Southern California. Bill holds many records in indoor classes. He showed me how he ties the ends of a segment of rubber to make up a rubber motor. Here is an explanation of what Bill taught me.



Lube about one-inch of the two ends of a segment of rubber.




Tie the lube ends of the segment into an overhand knot in a first direction.



Pull the first knot tight and then cinch it down until the ends of the segment are barely showing.



Tie a reverse overhand knot inside the first knot.



Pull the second knot tight.

Continued Next Page 



Cinch the second knot down against the first knot.

It seems counterintuitive, but the double knots will not come undone even though the ends of the rubber segment have already been lubed. I use this technique in making up motors as large as 16 x 1/8 that can be wound to 40-inch ounces of torque. It is very useful in indoor duration evens like F1D, F1L, Penny Plane, A-6 etc. where you measure and cut a precise segment of stripped rubber to get a predetermined optimum weight and optimum density in grams per inch. You don't end up with any "tails" that need snipping off. You don't want the weight of CA on the rubber motor. Nor do you want to possibly deteriorate precious May 99 TAN II rubber with CA.

The technique is so easy that I use it in making up rubber motors for all my outdoor models as well as all my indoor models. No snipping, no gluing, etc. As previously stated, I only lube about one-inch of the ends of the segment of rubber before I tie the double knots. I lube the full rubber motor later on. I would be wary of putting any chemicals on a rubber motor except for a good silicone lube like DOW Corning 33 or NAPA Sil Glyde. The latter is available at NAPA auto parts stores. The jury is out on whether putting a drop of CA on rubber motor knots leads to breakage but Bill Gowen's rubber motor tying technique avoids any need to use CA.



FROM THE WORKBENCH - Robert Hodes

Just finished – a 1933 racing aircraft – Cessna CR-3. This is from a Canadian Hummingbird kit. I started working on this in August - a long build with a lot of interruptions. Cutting the various tissue markings was tedious.

The wingspan is 24" and the weight came out to 70 grams without the rubber. Slightly heavier than the designer's prototype. The wing loading is 0.54grams/sq. in. I plan to start with 3 loops of 3/16" rubber, and work from there.

The full size CR-3 won every race it flew in. On its final flight, the right landing gear would not come down, and the pilot, Johnny

Livingston, elected to bail out rather than attempt a landing.

Trimming will be done when and where I can find some tall grass.



Orbiteers Monthly November 29th



Coupe **Mike**
 Stan
 Clint
 David

HLG **Tom**
 Brad
 Daniel

CLG **Tom**
 Daniel
 Chris



Clint Brooks



Mike Pykelny



Daniel Guo



Stan Buddenbohm →



Chris Reck



An Invitation
Scale Staffel San Diego
San Diego Orbiteers

Annual Awards Banquet

Saturday, January 21, 2023

1:00 PM to 4:00 PM

Filippi's Pizza Grotto

5353 Kearny Villa Road

San Diego, CA 92123

858-279-7240

All you can eat Pizza Party
Including Italian Salad, Garlic Bread,
Dessert, Soft Drinks, Tax and Tip
\$10.00 per person

Annual Awards, Video Presentation,
Raffle, Donations are welcomed
Bring Family and Friends

See You there !!!

Orbiteers Monthly December 18TH



NOS/OT Rubber

- 1st David
- 2nd Don
- 3rd Mike

Power

- 1st David
- 2nd Mike
- 3rd Don


CLG

- 1st Stan
- 2nd Tim
- 2nd Cris

HLG


- 1st Tim
- 2nd Stan
- 3rd Brad
- 3rd John M

Pluggers by Rick McKee



You're a pluggier if you still twist open your Oreo and eat the filling before eating the cookie.

Non Sequitur by Wiley Miller



Held at Mike and Linda's home, with a total of 9 in attendance, and 2 members absent. Many thanks to our hosts for a wonderful dinner!

The meeting was called to order at 7:17 p.m.

Minutes of the previous meeting were approved as published.

Treasurer's Report was approved as provided to the board via email. Still solvent!

Membership Report: Discussed possible discontinuation of brochures at such venues as Discount Hobbies, as well as other locations. Also discussed the feasibility of assisting with the classes at SDSU, questions as to whether or not we can gain any new members that way.

Old Business: Mark Chomyn found a possible site down near the border, even gave GPS coordinates, but we have yet to go down and check it out. The area is known to be heavily into development, but we can still check it out. There are reportedly approx. 180+ acres! If you want to go see for yourself, it's south of San Ysidro High School, with access off of Caliente Ave. via Dillon's Trail. GPS: 32.55.459N. and 117.01.859W. (Those don't look right to me, but that's what I was given).

Availability of Grossmont gym: So far it's not looking too good. John Hutchison wants to have a meeting with the folks in charge to see if he can arrange something. Will keep you posted.

Awards banquet update: Linda says we are going to use a bigger room, near the bar area. Also, a motion was made and passed to have each club spend \$200.00 on prizes instead of the usual \$100.00. If you have any unwanted model kits or items, please feel free to bring them to the banquet to be raffled off, it's a great way to support the club!

New Business: The monthly outdoor contest schedule for 2023 was set. Discussion was made as to the possibility of adding an FAC event to some of our contests.

Election of Trustees for 2023: no new volunteers or nominees, so board will remain the same.

NOTE: we are in need of 1 new board member, as one has retired. Any volunteers?

Contest Corner: Upcoming contests discussed were the SCAMPS Fun Fly in honor of Sal Taibi on January 8th, 2023, and the Southwest Regionals at Eloy, AZ happening January 14-16, 2023.

Contest Reports: Don Bartick reported on the Dual Club contest. He said it was very good, and the Food Fest was great. Participation was also good, one of the best ever. He also mentioned that next year some FAC events will be added.

Open Discussion: SDSU aeronautical students had an event last November 16th, which went very well. John Hutchison is still hoping someone will take over as Scale Staffel President, any volunteers? Kathy is searching for someone to take over as Orbiteers webmaster. "what's a webmaster" was the response at the meeting. Is there someone reading this that can help her please?

Good of the Order: the first quarter board meeting will be held at the Merrill's home March 15th, 2023. Kathy had some of her photos exhibited at the Borrego Art Institute, and sold one!

Call for adjournment at 8:50 p.m.

Respectfully submitted by John R. Merrill, Perpetual Secretary.

San Diego Orbiteers

Flying Schedule 2023

Taibi Field Perris, Ca

Primary Date	Rain Date	Event	CD
January 22	January 29	P-30/Glider/Power	
February 19	February 26	Coupe/Glider/Power	
March 19	March 26	OT/NOS	
April 16	April 30	P-30/One design Event Glider/Power Oldenkamp Memorial	
May 21	May 28	Coupe/Glider/Power	
June 11	June 25	OT/NOS Rubber/Glider/ Power	
July 16	July 23	P-30/Glider/Power	
August 20	Aug 27	Coupe/Glider/Power	
September	15,16,17	Free Flight Champions Lost Hills	
September 17	Sep 24	OT/NOS Rubber/Glider/Power	
October 15	October 22	P-30/Glider/Power	
November	10,11,12	Dual Club, Lost Hill, Ca.	
November 19	November 26	Coupe/Glider/Power	
December 17		Make-up	

Note: None of our dates conflict with Warren Day RC Field Contests

(MP 1/23)



BOARD OF TRUSTEES

Chairman

Mark Chomyn(760) 753-7164
chomyn@roadrunner.com

Vice Chairman

John Hutchison.....(619) 303-0785
johnhutchison1@cox.net

Secretary

John Merrill(619) 449-4047
johnrmerrill@yahoo.com

Treasurer (Trustee at Large)

Howard Haupt(858) 272-5656
hlhaupt1033@att.net

Don Bartick (760) 789-3773
dbartick@4-warddesign.com

Mike Jester(775) 831-8303
michaelhvester@gmail

Mike Pykelny(858) 748-6235
MPykelny@dslextreme.com

Tim Batiuk(949) 547-4644
tbatiuk@gmail.com

ORBITEER TASK LEADERS

Competition Director and Score Keeper

Mike Pykelny.....(858) 748-6235
MPykelny@dslextreme.com

Banquet and Social Activity Coordinator

Linda Piazza.....(858) 748-6235
MPykelny@dslextreme.com

Safety Officer & Field Marshall

Open Position(xxx) xxx-xxxx
yourname@volunteer

Web Master

Kathy McLaughlin.....(619) 303-0785
kamclaughlin1@cox.net

Newsletter Editor / Membership Cordinator

Howard Haupt(858) 272-5656
hlhaupt1033@att.net

ORBITEERS MEMBERSHIP DUES

Annual Membership - \$20
Lifetime Membership - \$250
Non-Member Newsletter Subscription - \$15
Junior Members 16 years old or younger - Free

Submit Dues to Club Treasurer:

Howard Haupt
3860 Ecochee Avenue
San Diego, CA 92117-4622


THE FINE PRINT THE FINE PRINT

El Torbellino is the official newsletter of the San Diego Orbiteers, an Academy of Model Aeronautics (AMA) Charter Club (#1113) and a California not for Profit Corporation. This newsletter is sent monthly to all paid members, selected exchange and magazine editors. Non-Members may subscribe at \$15.00 per year within the U.S.A., offshore price will be adjusted to reflect the postage required. Materials from El Torbellino may be reproduced on an unlimited basis by other publications, but proper credit is requested.

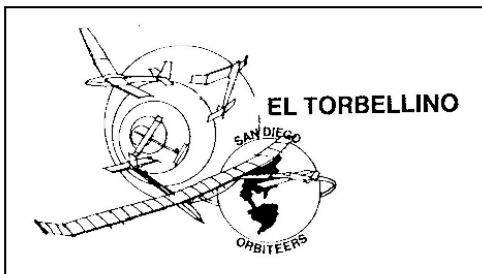
ORBITEER WEB SITE

www.SanDiegoOrbiteers.com

Webmaster: Kathy McLaughlin



Bob you fool ... Don't plug that thing in!



CONTRIBUTORS THIS ISSUE:

Mark Chomyn
John Merrill
Mike Jester
Robert Hodes
Mike Pykelny



PHOTO CREDITS:

Page 1 - Mark Chomyn
2 - John Merrill
3, 4, 5 - Mike Jester
5 - Robert Hodes
6 - Arline Bartick
11 - The Far Side



WHAT'S HAPPENING - January 2023

- January 21ST** - Scale Staffel San Diego & San Diego Orbiteers Banquet
See enclosed announcement for full details.
- January 22ND** - San Diego Orbiteer Outdoor Monthly, (Rain date: 01/29/2023)
Taibi Flying Field, Perris CA, 7:30 am.
Events: **P-30 / Glider / Power**